

Product datasheet

Specifications



servo motor BMH - 1.2 Nm - 8000 rpm - untapped shaft - without brake - IP54

BMH0701P06A2A

EAN Code: 3606480160820

Main

Device short name	BMH
Product or component type	Servo motor
Maximum mechanical speed	8000 rpm
Continuous stall torque	1.2 N.m for LXM32.U60N4 at 1.5 A, 400 V, three phase 1.2 N.m for LXM32.U60N4 at 1.5 A, 480 V, three phase 1.4 N.m for LXM32.D12N4 at 3 A, 400 V, three phase 1.4 N.m for LXM32.D12N4 at 3 A, 480 V, three phase
Peak stall torque	4.2 N.m for LXM32.U60N4 at 1.5 A, 400 V, three phase 4.2 N.m for LXM32.U60N4 at 1.5 A, 480 V, three phase 4.2 N.m for LXM32.D12N4 at 3 A, 400 V, three phase 4.2 N.m for LXM32.D12N4 at 3 A, 480 V, three phase
Nominal output power	350 W for LXM32.U60N4 at 1.5 A, 400 V, three phase 350 W for LXM32.U60N4 at 1.5 A, 480 V, three phase 700 W for LXM32.D12N4 at 3 A, 400 V, three phase 700 W for LXM32.D12N4 at 3 A, 480 V, three phase
Nominal torque	1.1 N.m for LXM32.U60N4 at 1.5 A, 400 V, three phase 1.1 N.m for LXM32.U60N4 at 1.5 A, 480 V, three phase 1.3 N.m for LXM32.D12N4 at 3 A, 400 V, three phase 1.3 N.m for LXM32.D12N4 at 3 A, 480 V, three phase
Nominal speed	3000 rpm for LXM32.U60N4 at 1.5 A, 400 V, three phase 3000 rpm for LXM32.U60N4 at 1.5 A, 480 V, three phase 5000 rpm for LXM32.D12N4 at 3 A, 400 V, three phase 5000 rpm for LXM32.D12N4 at 3 A, 480 V, three phase
Product compatibility	LXM32.U60N4 at 400...480 V three phase LXM32.D12N4 at 400...480 V three phase
Shaft end	Smooth shaft
IP degree of protection	IP54 standard
Speed feedback resolution	32768 points/turn
Holding brake	Without
Mounting support	International standard flange
Electrical connection	Rotatable right-angled connectors

Complementary

Range compatibility	Lexium 32
[Us] rated supply voltage	480 V
Network number of phases	Three phase
Continuous stall current	1.78 A
Continuous power	1.05 W
Maximum current Irms	6 A for LXM32.U60N4 6 A for LXM32.D12N4

Disclaimer: This documentation is not intended as a substitute for and is not to be used for determining suitability or reliability of these products for specific user applications

Maximum permanent current	5.97 A
Second shaft	Without second shaft end
Shaft diameter	11 mm
Shaft length	23 mm
Feedback type	Single turn SinCos Hiperface
Motor flange size	70 mm
Number of motor stacks	1
Torque constant	0.79 N.m/A at 120 °C
Back emf constant	50.72 V/krpm at 120 °C
Number of motor poles	10
Rotor inertia	0.59 kg.cm²
Stator resistance	8.3 Ohm at 20 °C
Stator inductance	23.4 mH at 20 °C
Stator electrical time constant	2.8 ms at 20 °C
Maximum radial force Fr	660 N at 1000 rpm 520 N at 2000 rpm 460 N at 3000 rpm 410 N at 4000 rpm 380 N at 5000 rpm 360 N at 6000 rpm
Maximum axial force Fa	0.2 x Fr
type of cooling	Natural convection
Length	122 mm
Centring collar diameter	60 mm
centring collar depth	2.5 mm
Number of mounting holes	4
Mounting holes diameter	5.5 mm
Circle diameter of the mounting holes	82 mm
Net weight	1.6 kg

Packing Units

Unit Type of Package 1	PCE
Number of Units in Package 1	1
Package 1 Height	11.000 cm
Package 1 Width	19.000 cm
Package 1 Length	40.000 cm
Package 1 Weight	2.210 kg
Unit Type of Package 2	P06
Number of Units in Package 2	24
Package 2 Height	75.000 cm
Package 2 Width	60.000 cm
Package 2 Length	80.000 cm
Package 2 Weight	61.540 kg

Logistical informations

Country of origin	DE
-------------------	----

Contractual warranty

Warranty	18 months
----------	-----------

Environmental Data

Schneider Electric aims to achieve Net Zero status by 2050 through supply chain partnerships, lower impact materials, and circularity via our ongoing “Use Better, Use Longer, Use Again” campaign to extend product lifetimes and recyclability.

How this information helps you >

Environmental footprint

Carbon footprint (kg.eq.CO2 per CR, Total Life cycle)	780
---	-----

Environmental Disclosure	Product Environmental Profile
--------------------------	---

Use Better

Materials and Substances

Packaging made with recycled cardboard	Yes
--	-----

Packaging without single use plastic	No
--------------------------------------	----

EU RoHS Directive	Pro-active compliance (Product out of EU RoHS legal scope)
-------------------	--

SCIP Number	A7df881f-135f-4256-b8c2-ea55d4c9a151
-------------	--------------------------------------


REACH Regulation	REACH Declaration
------------------	-----------------------------------

China RoHS Regulation	China RoHS declaration
-----------------------	--

PVC free	Yes
----------	-----

Use Again

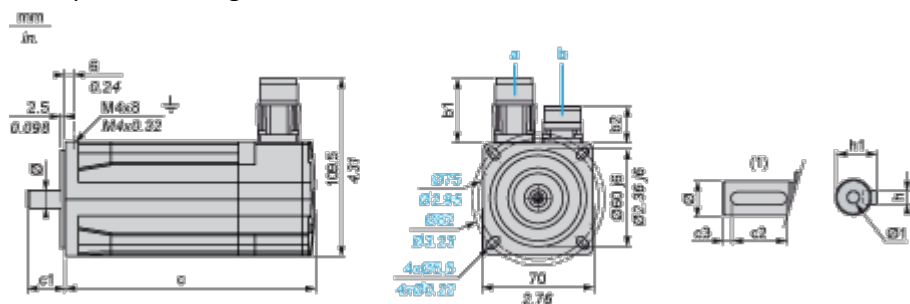
Repack and remanufacture

Circularity Profile	No need of specific recycling operations
WEEE	 <p>The product must be disposed on European Union markets following specific waste collection and never end up in rubbish bins</p>
Take-back	No

Dimensions Drawings

Servo Motors Dimensions

Example with Straight Connectors



- a: Power supply for servo motor brake
- b: Power supply for servo motor encoder
- (1) Shaft end, keyed slot (optional)

Dimensions in mm

Straight connectors		Rotatable angled connectors		c (without brake)	c (with brake)	c1	c2	c3	h	h1	Ø	Ø1 for screws
b1	b2	b1	b2									
39.5	25.5	39.5	39.5	122	161	23	18	2.5	4 h9	12.5 ⁺⁰ _{-0.13}	11 k6	M4 x 14

Dimensions in in.

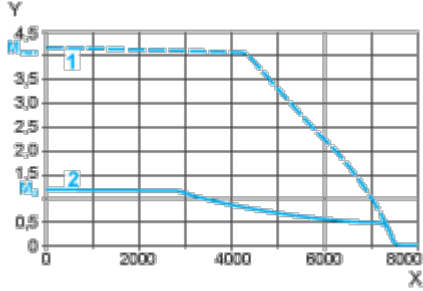
Straight connectors		Rotatable angled connectors		c (without brake)	c (with brake)	c1	c2	c3	h	h1	Ø	Ø1 for screws
b1	b2	b1	b2									
1.55	1	1.55	1.55	4.80	6.33	0.90	0.70	0.09	0.16 h9	0.49 ⁺⁰ - 0.0051	0.43 k6	M4 x 0.55

Performance Curves

400 V 3-Phase Supply Voltage

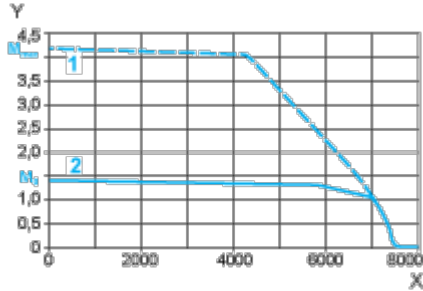
Torque/Speed Curves

Servo motor with LXM32•U60N4 servo drive



- X Speed in rpm
- Y Torque in Nm
- 1 Peak torque
- 2 Continuous torque

Servo motor with LXM32•D12N4 servo drive

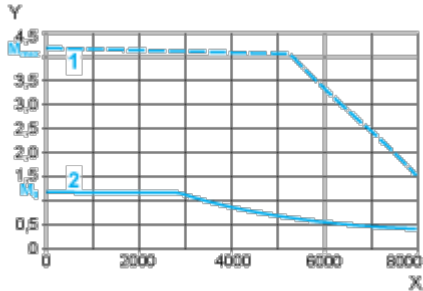


- X Speed in rpm
- Y Torque in Nm
- 1 Peak torque
- 2 Continuous torque

480 V 3-Phase Supply Voltage

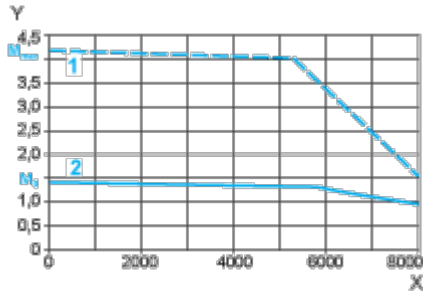
Torque/Speed Curves

Servo motor with LXM32•U60N4 servo drive



- X Speed in rpm
- Y Torque in Nm
- 1 Peak torque
- 2 Continuous torque

Servo motor with LXM32•D12N4 servo drive



- X Speed in rpm
- Y Torque in Nm
- 1 Peak torque
- 2 Continuous torque